












































Soil Vapor Implants

End Fitting	Suggested Sampling Use	Recommended Tubing Size		Geoprobe® Tubing	Implants	
		Standard	Metric		6 in. (152mm) Screen Length	21 in. (533mm) Screen Length
Barbed	Soil Gas	1/8 in. ID	3.2 mm ID	601057	213858	213866
Barbed	Soil Gas	0.17 in. ID	4.3 mm ID	601062	213859	213867
Barbed	Soil Gas	3/16 in. ID	4.8 mm ID	214253	213859	213867
Barbed	Soil Gas, Shallow Groundwater	1/4 in. ID	6.4 mm ID	601063	213861	213868
Barbed	Soil Gas, Shallow Groundwater	5/16 in. ID	7.9 mm ID	601065	213862	213869
Swagelok™	Soil Gas	1/8 in. OD	3.2 mm OD	For 1/8 in. stainless tubing	213863	na
Swagelok™	Soil Gas	3/16 in. OD	4.8 mm OD	na	213864	na
Swagelok™	Soil Gas	1/4 in. OD	6.4 mm OD	na	213865	213870
PRT Socket	Soil Gas, Shallow Groundwater	Screen Extension (for use with 21 in. Series Implants)		na	na	109826

1.25 in. & 1.5 in. Probe Rods Only		Suggested Sampling Use	Recommended Tubing Size		Geoprobe® Tubing	12 in. (305 mm) Screen Length	
			Standard	Metric			
Tapered Screw Thread	Soil Gas, Shallow Groundwater, Air Sparging (213878)	Any Plastic Tubing	1/4 in. ID to 7/16 in. ID (6.4 mm ID to 11 mm ID)	601067	213877 (sampling)	213878 (sparging)	



 <p>60 in. 1.5 in. Probe Rod (60 in.) MN: 201682 PN: 11121</p>	 <p>48 in. 1.5 in. Probe Rod (48 in.) MN: 202248 PN: 13359</p>	 <p>36 in. 1.5 in. Probe Rod (36 in.) MN: 207261 PN: 35325</p>	 <p>24 in. 1.5 in. Probe Rod (24 in.) MN: 202715 PN: 15472</p>	 <p>12 in. 1.5 in. Probe Rod (12 in.) MN: 202714 PN: 15471</p>	 <p>6 in. 1.5 in. Probe Rod (6 in.) MN: 205222 PN: 27542</p>
 <p>1M 1.5 in. Probe Rod (1 m) MN: 203193 PN: 17899</p>	 <p>2.25 EXP PT IMPLANT ANCHOR MN: 202356 PN: 13896</p>	 <p>1.0 EXP PT SOIL GAS IMPLANT ANCHOR MN: 214205 PN: PR14</p>	 <p>O-RING 1.0 EXP PT (25) MN: 213782 PN: AT14R</p>	 <p>1.5 in. Expendable Point Holder for 1.0 in. Exp Points MN: 203895 PN: 21444</p>	 <p>1.25 in. Expendable Point Holder for 1.0 in. Exp Points MN: 213755 PN: AT1215</p>
 <p>SOIL GAS SPARGE IMPLANT TAPERED 12 in. MN: 213878 PN: AT9638</p>	 <p>SOIL GAS IMPLANT SPRG PT 5/16 in. X 21 in. SS SCN MN: 213869 PN: AT87305</p>	 <p>SOIL GAS IMPLANT 3/16 BARB 6 in. MN: 213859 PN: AT86175</p>	 <p>SOIL GAS IMPLANT 1/4 BARB 6 in. MN: 213861 PN: AT86255</p>	 <p>SOIL GAS IMPLANT 1/4 BARB 21 in. MN: 213868 PN: AT87255</p>	 <p>SOIL GAS IMPLANT TAPERED BARB 12 in. MN: 213877 PN: AT9637</p>
 <p>SOIL GAS IMPLANT 1/4 SWAGELOK 6 in. MN: 213865 PN: AT86SW25</p>	 <p>SOIL GAS IMPLANT EXTENSION 21 in. MN: 109826 PN: AT89</p>	 <p>SOIL GAS IMPLANT 1/4 BARB 3 in. MN: 213860 PN: AT86235</p>	 <p>SOIL GAS IMPLANT 3/16 BARB 21 in. MN: 213867 PN: AT87175</p>	 <p>SOIL GAS IMPLANT 1/8 BARB 21 in. MN: 213866 PN: AT87125</p>	 <p>SOIL GAS IMPLANT 1/8 BARB 6 in. MN: 213858 PN: AT86125</p>
 <p>SOIL GAS IMPLANT 1/4 SWAGELOK 21 in. MN: 213870 PN: AT87SW25</p>	 <p>SOIL GAS IMPLANT 3/16 SWAGELOK 6 in. MN: 213864 PN: AT86SW17</p>	 <p>SOIL GAS IMPLANT 1/8 SWAGELOK 6 in. MN: 213863 PN: AT86SW12</p>	 <p>SOIL GAS IMPLANT 5/16 BARB 6 in. MN: 213862 PN: AT86305</p>	 <p>SILICONE TUBING ADAPTER (10) MN: 213746 PN: AT118</p>	 <p>TUBE PE 1/2 OD X 3/8 ID X 500 ft. MN: 601067 PN: TB37L</p>
 <p>TUBE PE 3/8 OD X 1/4 ID X 500 ft. MN: 601063 PN: TB25L</p>	 <p>Tube PE 1/4 in. OD x 3/16 in. ID MN: 601062 PN: TB17L</p>	 <p>TUBE TEFLON 1/4 OD X 1/8 ID X 50 ft. MN: 601057 PN: TB12T</p>	 <p>TUBE TEFLON 1/4 OD X 3/16 ID X 50 ft. MN: 214253 PN: TB17T</p>	 <p>TUBE TEFLON 5/16 OD x 1/4 ID X 50 ft. MN: 601064 PN: TB25T</p>	 <p>TUBE TEFLON 3/8 OD X 5/16 ID X 50 ft. MN: 601065 PN: TB30T</p>
 <p>TUBE NYLON 3/8 OD X 1/4 ID X 100 ft. MN: 600144 PN: 11633</p>	 <p>Tube FEP 1/4 in. OD x 3/16 in. ID x 100 ft. MN: 214252 PN: TB171T</p>	 <p>GLASS BEAD 60-100 MESH 250 ML MN: 213849 PN: AT84</p>	 <p>GLASS BEAD/BENTONITE MIX 250 ML MN: 213851 PN: AT85</p>	 <p>GLASS BEAD 60-100 MESH 50 LB PAIL MN: 600995 PN: AT93</p>	 <p>GLASS BEAD/BENTONITE MIX 50 LB PAIL MN: 213875 PN: AT94</p>