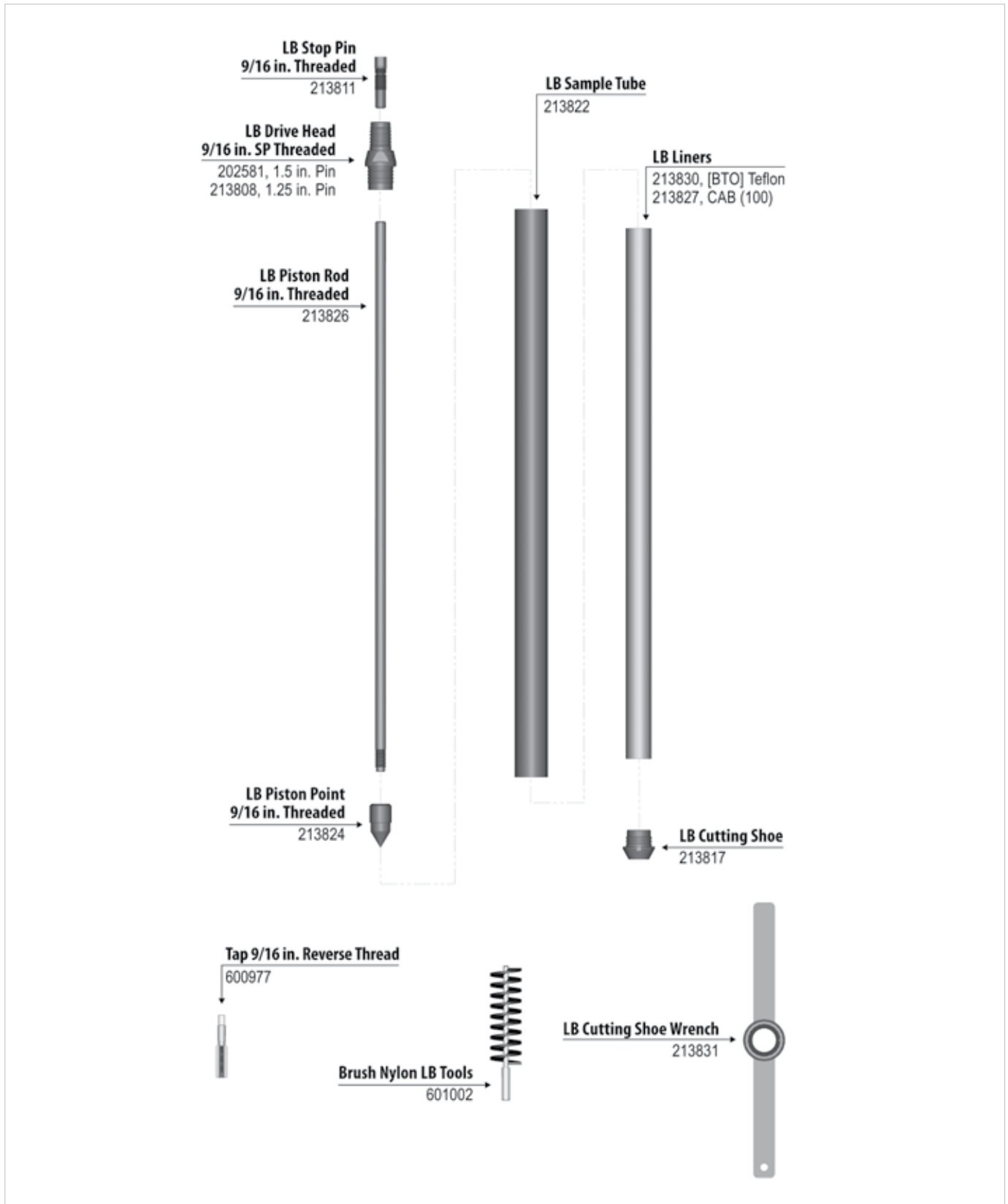




























LB Soil Sampler (9/16 in. only)

geoprobe.com/lb


 <p>LB SAMPLE TUBE UNTREATED MN: 213822 PN: AT6622</p>	 <p>LB LINER TEFLON (Built to Order) MN: 213830 PN: AT668</p>	 <p>LB LINERS CAB (100) MN: 213827 PN: AT665K</p>	 <p>LB LINER BRASS MN: 213828 PN: AT666</p>	 <p>LB LINER SS MN: 213829 PN: AT667</p>	 <p>LB PISTON POINT 9/16 in. THD MN: 213824 PN: AT6632</p>
 <p>LB DRIVE HEAD 1.5 PIN 9/16 STOP-PIN THD MN: 202581 PN: 14999</p>	 <p>LB DRIVE HEAD 1.25 PIN 9/16 STOP-PIN THD MN: 213808 PN: AT6125</p>	 <p>LB CUTTING SHOE MN: 213817 PN: AT6601</p>	 <p>LB STOP PIN 9/16 in. THD MN: 213811 PN: AT6312</p>	 <p>LB PISTON ROD 9/16 in. THD MN: 213826 PN: AT6642</p>	 <p>LB VINYL END CAPS (100 PR) MN: 213816 PN: AT641K</p>
 <p>O-RING LB STOP PIN 9/16 in. THD (25) MN: 213812 PN: AT6312R</p>	 <p>TAP 9/16 in. REVERSE THD MN: 600977 PN: AT633</p>	 <p>DIE AND HANDLE KIT 9/16 in. THD MN: 213814 PN: AT634</p>	 <p>LB CUTTING SHOE WRENCH MN: 213831 PN: AT669</p>	 <p>BRUSH NYLON LB TOOLS MN: 601002 PN: BU600</p>	 <p>O-RING PICK MN: 213743 PN: AT102</p>
 <p>EXTENSION ROD HANDLE MN: 213837 PN: AT69</p>	 <p>EXTENSION ROD QUICK LINK BOX MN: 213839 PN: AT696</p>	 <p>EXTENSION ROD QUICK LINK PIN MN: 213838 PN: AT695</p>	 <p>EXTENSION ROD SS 60 in. MN: 201352 PN: 10073</p>	 <p>EXTENSION ROD SS 48 in. MN: 213833 PN: AT671</p>	 <p>EXTENSION ROD SS 36 in. MN: 213832 PN: AT67</p>
 <p>EXTENSION ROD SS 1M MN: 213835 PN: AT675</p>	 <p>EXTENSION ROD CENTERING PLUG MN: 213834 PN: AT6712</p>				