







3.5 in. Probe Rods & Accessories

geoprobe.com/3.5

 <p>3.5 in. Probe Rod (60 in.) MN: 215664 PN: 36641</p>	 <p>3.5 in. Probe Rod (48 in.) MN: 208446 PN: 38951</p>	 <p>3.5 in. Probe Rod (24 in.) MN: 208219 PN: 38173</p>	 <p>3.5 in. Probe Rod (12 in.) MN: 213362 PN: 51765</p>	 <p>3.5 in. Probe Rod (1 m.) MN: 214781 PN: 38952</p>	 <p>3.5 DRIVE POINT MN: 207680 PN: 36645</p>
 <p>3.5 EXP POINT STL ASM MN: 208504 PN: 39182</p>	 <p>3.5 EXP POINT HOLDER 60 in. MN: 208069 PN: 37763</p>	 <p>3.5 EXP POINT HOLDER 48 in. MN: 208447 PN: 38953</p>	 <p>3.5 EXP POINT HOLDER 1M MN: 208449 PN: 38955</p>	 <p>3.5 DRIVE CAP THDLS GH60 SERIES MN: 207679 PN: 36642</p>	 <p>3.5 DRIVE CAP THDLS GH40 SERIES MN: 208460 PN: 38982</p>
 <p>3.5 PULL CAP HEAVY DUTY MN: 212290 PN: 49145</p>	 <p>3.5 FLANGE PULL ROD MN: 208220 PN: 38183</p>	 <p>3.5 RHML SWIVEL LIFT CAP, BOX MN: 208115 PN: 37898</p>	 <p>RG HANDLE ASM 3.5 GH40 SERIES MN: 208461 PN: 38983</p>	 <p>RG HANDLE ASM 3.5 GH60 SERIES MN: 210532 PN: 44688</p>	 <p>RG HAMMER V-BLOCK GH60 SERIES MN: 202948 PN: 16792</p>
 <p>RG JAW PAD 4.5 GH60 SERIES MN: 201963 PN: 12126</p>	 <p>FHSCS 3/8-16NCX .75 MN: 101149 PN: 6370</p>	 <p>PIN 7/8-9NCX 2.45 GR8 BLK MN: 201280 PN: 9774</p>	 <p>3.25 / 3.5 in. ROD WIPER DONUT MN: 600418 PN: 27194</p>	 <p>SPT CUTTING SHOE 3.5 in. THD MN: 208453 PN: 38967</p>	 <p>1.5 in. SPT Centering Drive Cap - for 3.5 in. Probe Rods MN: 226794 PN: 40106</p>
 <p>SPT Solid Drive Point 1.5 in. Pin (O-Ring: 203598) MN: 203844 PN: 21114</p>	 <p>2.25 in. SPT Centering Drive Cap - for 3.5 in. Probe Rod MN: 221736</p>	 <p>SPT SOLID DRIVE PT 2.25 ASM MN: 224926</p>			



Product VIDEO

Portable Hydraulic Rod Clamp
geoprobe.com/phrc



*Makes pulling rods easy!
Can be used with 1.25 in. to 3.75 in. rods.*

For use with the 7822DT, 7800, 7730DT, 7720DT, 6712DT, and 6620DT machines.

MN: 213421