

Geoprobe® 3100GT Geotech Rig

Geotechnical Sampling – Powerful, Flexible, Fast, Easy on Drillers

The Geoprobe® 3100GT Geotechnical Rig is designed to quickly perform SPT borings (augers & mud rotary), collect shelly tube samples, take rock cores, and push CPT cone.

No CDL^{*}
Required!
(*Class A/B)

▶ Multiple Rotary Head Options

(Full torque in forward and reverse for all head options)

- GA4000 (4,000 ft-lb, 150 rpm)
- GA4100 (4,000 ft-lb, 750 rpm)
- CB5 (5,500 ft-lb, 600 rpm)

▶ CPT (Cone Penetration Testing)

- Setup for CPT Push / Pull

▶ Hands-Free Automatic Drop Hammer

▶ 26 in. of Head Side Shift

▶ Swing Out 7 in. Breakout

▶ Telescoping Winch Mast

- Allows tripping out of 20 ft. lengths of rod when combined with 3 ft. extension
- 6,800 lb. primary winch
- 1,800 lb. secondary winch with quick change hook

▶ Drill Mast

- 105 in. of head feed travel
- 36,000 lb. of push force
- 48,000 lb. of pull force
- Extend, Swing, Mast Dump, Oscillation, and Fold
- Direct Push Options

▶ Control Panel

- Manual controls provide tactile feel
- Electric controls add SAFE, HANDS-FREE operation



Mud Pumps

- Multiple configurations available

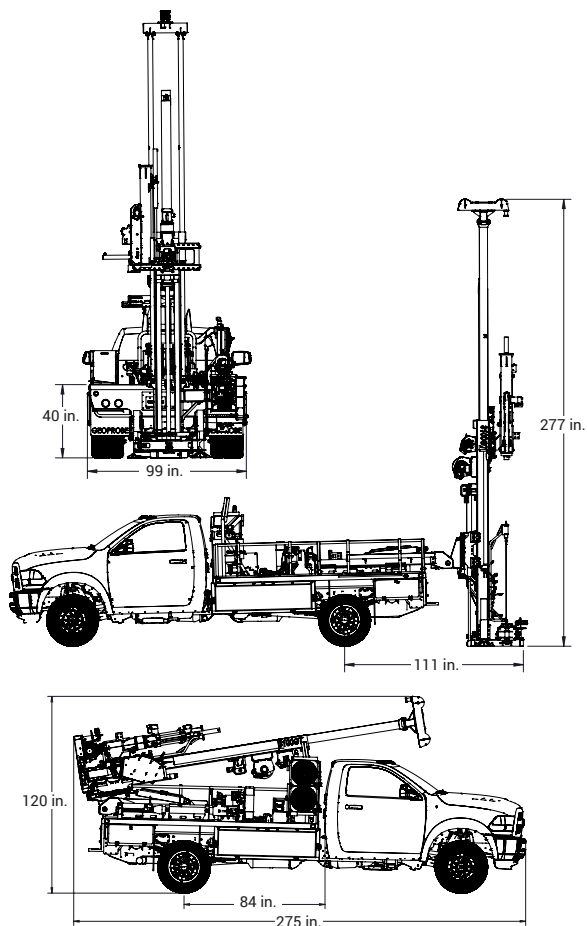
geoprobe.com/3100gt



Videos, Photos, Specifications, and Resources
geoprobe.com/3100gt

Weight & Dimensions

Unit Weight (w/ typical options) 18,200 lb. (8,255 kg.)



View full specifications online at
geoprobe.com/3100gt

Tooling

Typical Geoprobe® Tooling for the 3100GT

- SPT Sampling (Interlocking Split Spoon Sampler, Dual Tube with 1.75 in. or AWJ Center Rods, 3.25 HSA, 4.5 in. Solid Auger, Mud Rotary)
- Cone Penetration Testing (CPT)
- Direct Push
 - 60-in. Direct Push Tooling
 - Probe Rod Sizes: 3.75 in., 3.5 in., 3.25 in., 2.25 in., 1.5 in., 1.25 in.*
 - Macro Core® Soil Sampling (MC5, MC7)
 - Dual Tube Soil Sampling (DT37, DT35, DT325, DT22)
 - Groundwater Sampling (SP22, SP16)
 - Prepacked Monitoring Well Installations (2.0 in., 1.5 in., 1.0 in., 0.75-in.)
 - Direct Image® Tooling
- HSA System (4.25 in. and 6.25 in.)

* Center Rod Use Only

Rig shown with optional features. Weights & dimensions subject to change without notice.

3100GT Options

Geotech Head Options

- 231411 Geotech Head Assembly -
 2 Speed Rotary Head (4,000 ft-lbf, 150 rpm),
 Automatic Drop Hammer, 140 lb.
 228809 Geotech Head Assembly,
 4 Speed Rotary Head (4,000 ft-lbf, 750 rpm)
 Automatic Drop Hammer, 140 lb.

Direct Push Head Options

- 231412 Direct Push Head Assembly
 231944 2 Speed Rotary Head (4,000 ft-lbf, 150 rpm)
 231945 4 Speed Rotary Head (4,000 ft-lbf, 750 rpm)
 231900 Drop Hammer Mounting Brackets
 231898 Automatic Drop Hammer, 140 lb.
 231899 Auto Drop Hammer, 65 kg.

Automatic Drop Hammer Options

- 216826 Automatic Drop Hammer 340 lb. Expansion Kit
 217067 Automatic Drop Hammer 300 lb. Expansion Kit
 221820 Automatic Drop Hammer 170 lb. Expansion Kit
 210126 Weight, 65 kg

Water Swivels

- 231052 High Speed Water Swivel with Float
 210873 Float Sub NWJ Pin Assembly
 210874 Float Sub NWL Pin Assembly
 213482 Float Sub HWL Pin Assembly
 231535 Water Swivel 1.625 Hex NWJ Pin

Mast / Winch

- 229263 Telescoping Dual Winch Mast
 230991 Winch Kit: 6,800 lbf
 230988 Winch Kit: 2,500 lbf with Quick Change Hook
 230989 Winch Kit: 1,800 lbf with Quick Change Hook
 230990 Winch Kit: 1,100 lbf with Quick Change Hook
 231584 3 ft. Mast Extension
 229264 Drill Mast Outrigger Kit

Breakout

- 230981 7 in. Breakout Kit
 217024 Coring Upgrade Kit for 7 in. Breakout

Control System

- 232037 Head Feed Pressure Control Kit
 207870 Control Panel Display Screen Heater Kit

Water / Mud Pumps

- 231472 Moyno® 3L8 Pump Kit
 231033 Moyno® 3L6 Pump
 231580 3L6 Water Line Kit - 1.25 in. Hose

Hydraulic Extruder


- 232038 Hydraulic Extruder Kit
 221929 3 in. Shelby Tube Cradle

Toolboxes / Rod Racks


- 212337 Underbody Storage Kit - Driver Side
 212338 Underbody Storage Kit - Passenger Side
 212139 Rear Underbody Storage Package
 229287 10 in. Tool Rack, Side Mount

Mud Pans


- 217038 Aluminum 100 gal Mud Pan
 213484 Steel 40 gal Mud Pan




4 Speed Rotary Head (213945)




Dual Overhead Mast (229263)



7 in. Breakout Kit (230981)



Moyno® 3L8 Pump (231472)



Rear Underbody Storage Package (212139)