

# Geoprobe® DM450 Water Well Rig

## Stable, Stout Drill Rig Powers Through Tough Sites

Top head offering both torque and speed to the impressive power to weight ratio make the DM450 well suited for water well, geothermal, and/or cathodic protection drilling while minimizing maintenance.

### Rod Carousel

Backfeeding while running drill pipe allows operators to reach total depth from the carousel. Options accommodate preferred pipe size:

- 3.5-inch rod: 12 rods in carousel (240 feet) + 18 rods in optional box (360 feet) = 600 feet
- 3-inch rod: 15 rods in carousel (300 feet) + 15 rods in optional box (300 feet) = 600 feet

### Mud Pump & Air Compressor

Mud pump options up to 5.5 x 8 piston and air compressor options up to 600/200 make this a strong, compact drill rig.

### Control Panel

Durable, mechanical controls simplify operation and training of new drillers. Organized control panel includes engine monitoring, safety E-stop, hydraulic pressure gauges, friction control levers for mud pump and rotation circuits, and electronic throttle controls.

### Table Assembly & Breakout Wrench

The table assembly has clearance for 16-inch PVC casing. Air-powered holding fork and hydraulically-operated, adjustable breakout wrench make tripping out fast and safe.

### Drill Mast

Comes with 25,000 lbs. of pullback and 15,000 lbs. of crowd force along with 32-inch side shift (or 16-inch with the single rod loader) of the 2-speed rotary drive with 4,600 ft-lb torque. The rigid drill mast design makes drilling straighter holes easier.

### Top Head Carriage

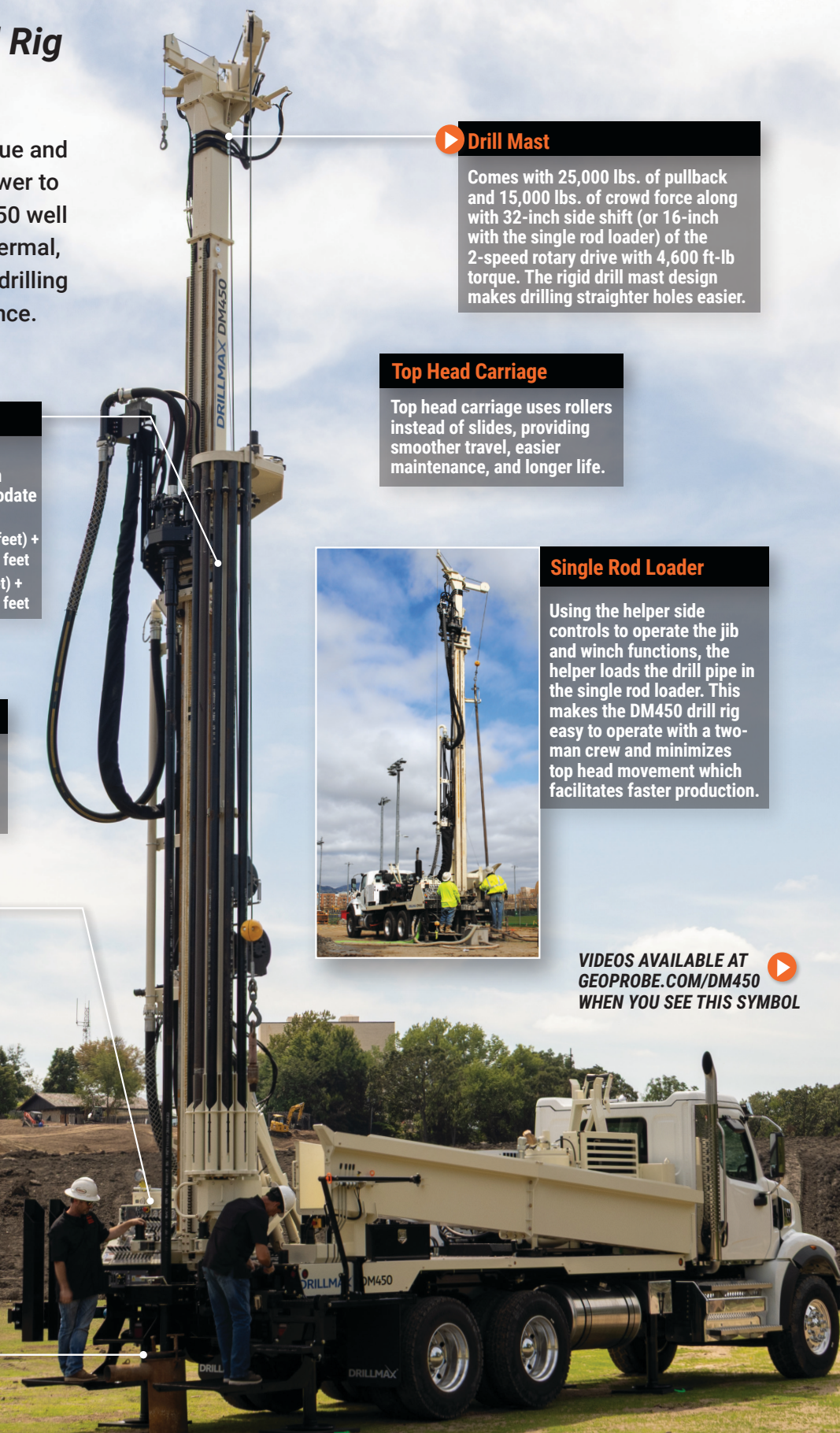
Top head carriage uses rollers instead of slides, providing smoother travel, easier maintenance, and longer life.

### Single Rod Loader

Using the helper side controls to operate the jib and winch functions, the helper loads the drill pipe in the single rod loader. This makes the DM450 drill rig easy to operate with a two-man crew and minimizes top head movement which facilitates faster production.



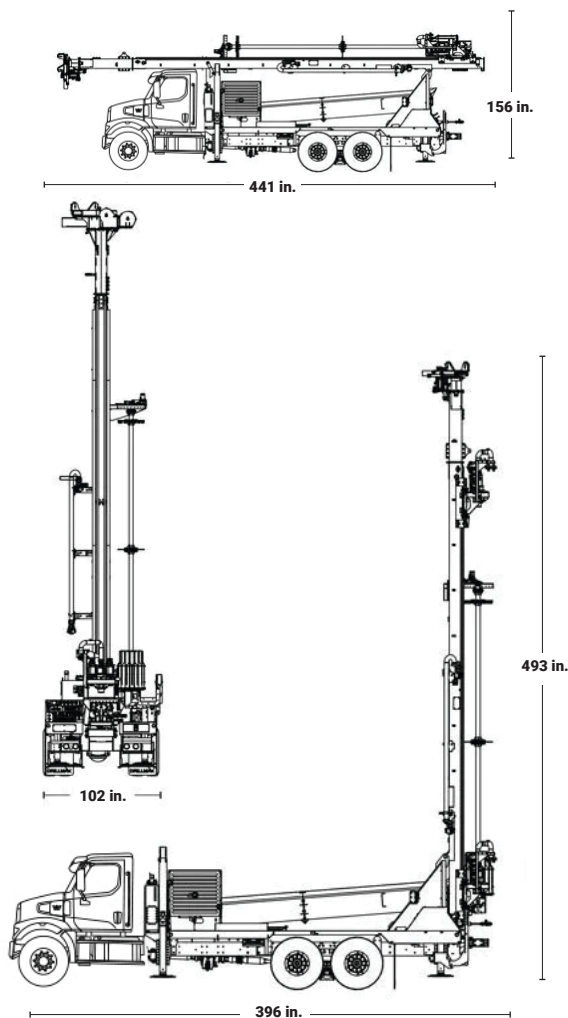
VIDEOS AVAILABLE AT  
[GEOPROBE.COM/DM450](http://GEOPROBE.COM/DM450)  
WHEN YOU SEE THIS SYMBOL





## WEIGHT & DIMENSIONS

Base Unit Weight: 44,760 lb.




## TOOLING

### Typical Geoprobe® Tooling for the DM450

- DM Drill Pipe
- DM Spring Assisted Swivel Hoist Plug
- DM Adapter Subs



Rig shown with optional features. Weights & dimensions subject to change without notice.



## OPTIONS

### Air Compressor

- Air Compressor, 500 CFM Kit
- Air Compressor, 600 CFM Kit

### Mud & Water Pumps

- Centrifugal Pump 4 x 3 x 13
- Centrifugal Desander Pump 3 x 2 x 13
- 3 in. Diaphragm Pump Kit
- Duplex Pump 5.5 x 8
- Duplex Pump 5 x 6
- Duplex Pump 5.5 x 8 & Centrifugal Pump 4 x 3
- Duplex Pump 5 x 6 & 4 x 3 x 13
- 4 x 3 x 13 Series Pump Kit
- 5 x 6 Duplex w/ Mud System
- Water Injection Pump Kit

### Carousel

- Carousel 3.5 in. x 12 Rod
- Carousel 3 in. x 15 Rod
- Carousel 4.5 in. x 10 Rod
- Rod Spinner Assembly
- Carousel Rod Box Assembly 3.5 in. Casing

### Rod Loader & Box

- Single Rod Loader 3 in. Casing
- Rod Box 3 in. Casing
- Single Rod Loader 3.5 in. Casing
- Rod Box 3.5 in. Casing

### Winches

- Primary
- 12,000 lbf
- Secondary
- 1,800 lbf

### Spindle Adapters

- Sub 3-1/2 IF Box x 3-1/2 IF Pin 8 S-S
- Sub 2-3/8 MJ Box x 3-1/2 IF Pin 16 S-S
- Sub 2-3/8 MJ Pin x 2-3/8 MJ Pin 16 S-S
- Sub 3-1/2 IF Box x 3-1/2 IF Pin 8 S-S
- Sub 2-3/8 MR Box x 3-1/2 IF Pin 16 S-S
- Sub 2-3/8 MR Pin x 2-3/8 MR Pin 16 S-S
- Sub 3-1/2 IF Box x 3-1/2 IF Pin 8 S-S
- Sub 2-3/8 IF Box x 3-1/2 IF Pin 16 S-S
- Sub 2-3/8 IF Pin x 2-3/8 IF Pin 16 S-S
- Sub 3-1/2 IF Box x 3-1/2 IF Pin 8 S-S
- Sub 3-1/2 IF Box x 3-1/2 IF Pin 16 S-S
- Sub 3-1/2 IF Pin x 3-1/2 IF Pin 16 S-S

### Breakout Fork

- Breakout Fork Weldment (Mayhew & Mayhew JR)
- Breakout Fork Weldment (IF)
- Breakout Fork Weldment (4.5 in.)
- Centralizer Kit

### Tool Storage

- HD Toolbox Assembly, 60 in.
- Front Open Toolbox Assembly
- 6 in. Hammer Holder

### Additional Options

- Hydraulic Welder with Leads & 8 in. HMR Tray
- Hammer Lubricator Assembly
- DM450 Centralizer Kit 4 in. Casing
- Mud System Deck Mount
- Winch Mast Extension Kit
- Breakout Wrench
- Aux Fuel Tank Kit
- Stabilizer Tray
- Down the Hole Hammer Holder
- Control Panel Cover
- Ladder w/ Full Arrestor
- Grouter Kit
- Hydraulic Front Wheel Assist
- ProHeat Engine & Hydraulic Heater Kit

