

Geoprobe® 7822DT Drill Rig

Direct Push, Geotech, & Rotary Drill Rigs | 7822DT

▶ VIDEOS AVAILABLE AT GEOPROBE.COM/7822DT WHEN YOU SEE THIS SYMBOL

The Industry Benchmark for Direct Push Equipment

Drillers seeking the production of rotary drilling rigs with the versatility to complete direct push sampling appreciate the compact 7822DT drilling rig. Designed to adapt to your changing work roles, the size to power ratio suits environmental work in tight urban cores or geotechnical work in tough remote terrain.

▶ Winch Mast

- Single and dual winch options available
- 2,500 lbf, 1,800 lbf, and 1,100 lbf winch options available

▶ Drill Mast

- Integrated drill mast oscillation

▶ Geoprobe® GH60 Series Percussion Hammer

- Modular percussion power cell technology

▶ Automatic Drop Hammer Compatible (SPT)

▶ 2-Speed & 4-Speed Rotary Head Options

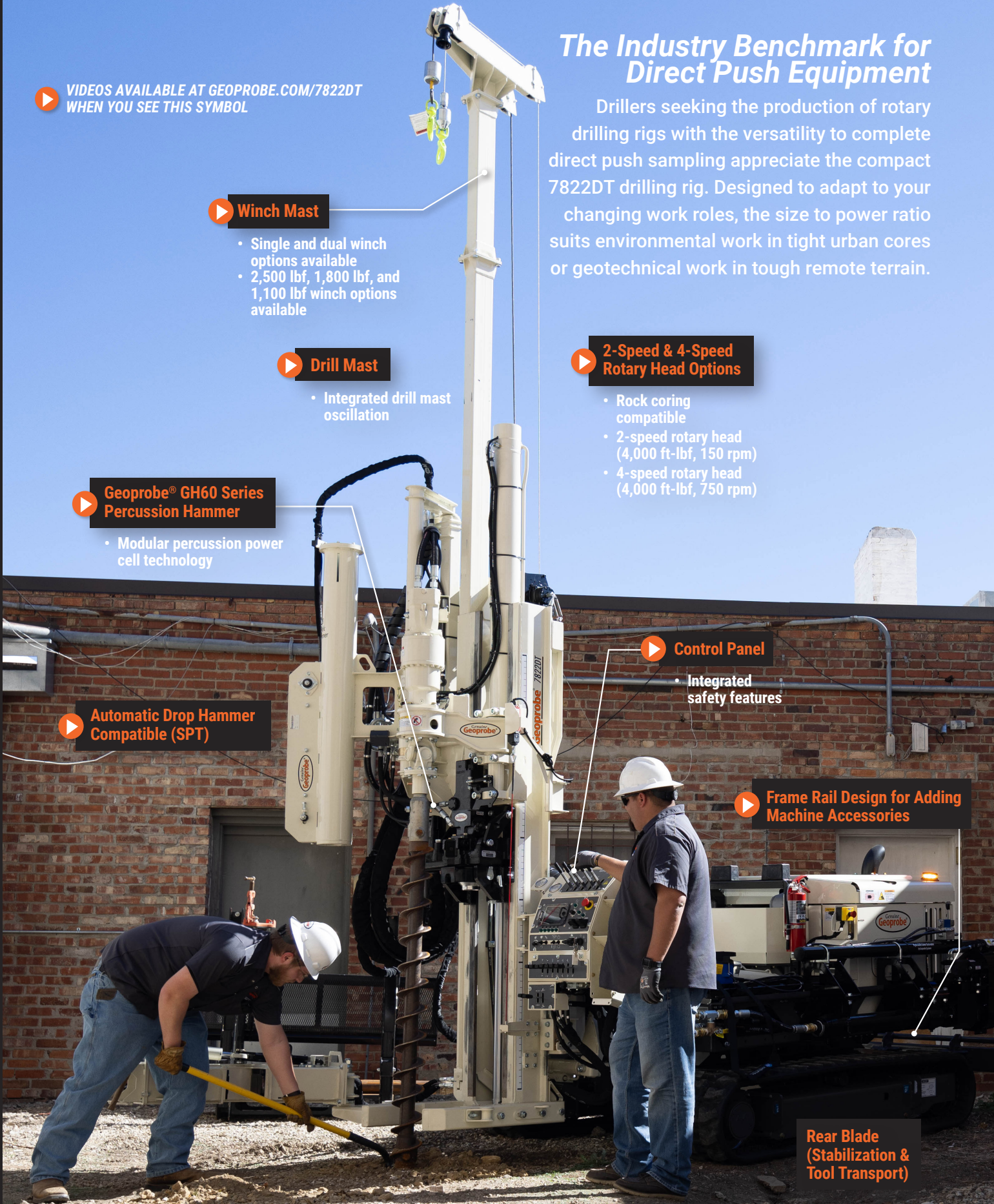
- Rock coring compatible
- 2-speed rotary head (4,000 ft-lbf, 150 rpm)
- 4-speed rotary head (4,000 ft-lbf, 750 rpm)

▶ Control Panel

- Integrated safety features

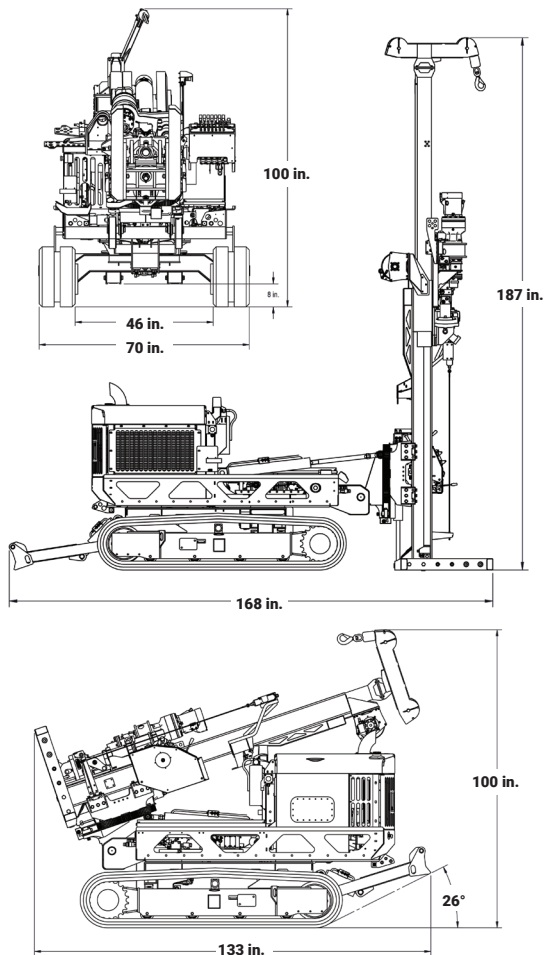
▶ Frame Rail Design for Adding Machine Accessories

▶ Rear Blade (Stabilization & Tool Transport)



WEIGHT & DIMENSIONS

Base Unit Weight: **8,160 lb. (3,701 kg)**
 With Typical Options: **9,560 lb. (4,336 kg)**




TOOLING

Typical Geoprobe® Tooling for the 7822DT

- 60 in. Direct Push Tooling
- Probe Rod Sizes: 3.75 in., 3.25 in., 2.25 in., 1.5 in., 1.25 in.*
- Macro Core® Soil Sampling (MC5, MC7)
- Dual Tube Soil Sampling (DT37, DT325, DT22)
- Groundwater Sampling (SP22, SP16)
- Prepacked Monitoring Well Installations (2.0 in., 1.5 in., 1.0 in., 0.75 in.)
- HSA System (4.25 in. and 6.25 in.)
- Direct Image® Tooling
- SPT Sampling (Interlocking Split Spoon Sampler, Driven Casing SPT, HSA, Solid Auger, Mud Rotary)

* Center Rod Use Only

Rig shown with optional features. Weights & dimensions subject to change without notice.



OPTIONS

Rotary Head Options

- 2-Speed Rotary Head (4,000 ft-lbf, 150 rpm)
- 4-Speed Rotary Head (4,000 ft-lbf, 750 rpm)

Automatic Drop Hammer

- Automatic Drop Hammer, 140 lb.
- Automatic Drop Hammer, 65 kg
- Expansion Kit
 - 340 lb.
 - 300 lb.
 - 170 lb.
- Anvil Hanger

Mast & Winch

- Low Clearance Mast Cylinder
- Dual Winch Kit
- Winch Kit: 2,500 lbf
- Winch Kit: 1,800 lbf with Quick Change Hook
- Winch Kit: 1,100 lbf with Quick Change Hook
- Fixed Mast Top
- Rotating Mast Top
- 3 ft. Mast Extension

Breakout

- 7 in. Breakout Kit
- Coring Upgrade Kit for 7 in. Breakout
- Portable Hydraulic Rod Clamp

Rotational Safety Cage

- Safety Cage

Water Swivels

- High Speed Water Swivel with Float
- Float Sub NWJ Pin Assembly
- Float Sub NWL Pin Assembly
- Float Sub HWL Pin Assembly
- King Oil Water Swivel
- G60 Mounted Water Swivel

Control System

- Head Feed Pressure Control Kit
- CPT Valve Kit

Water & Mud Pumps

- Moyno® 2L4 Pump Kit
- Moyno® 3L6 Pump with Table
- Triplex Pump Kit
- SPX40 Pump & Mount Assembly
- Control Panel Gauge Mount Kit

Hydraulic Extruder

- 5 ft. Hydraulic Extruder
- 3 in. Shelby Tube Cradle
- 5 ft. Extruder with Moyno® 2L4 Pump
- 5 ft. Extruder with Moyno® 3L6 Pump
- 4 ft. Hydraulic Extruder
- Folding Tray

Toolboxes & Rod Racks

- Locking Side Rod Rack
- Side Mount Rod Rack
- Swing Out Rod Rack - Helper Side
- Side Rack Mount Blank
- 25 gal. Water Transport System
- 53 in. Toolbox
- Drop Rack System with Rod Rack
- Drop Rack System with Utility Rack
- Drop Rack System with 50 gal. Pressure Washer System
- Drop Rack System 150 gal. Tank
- Rear Blade Forks (2,500 lbs. max.)

Additional drop rack, toolbox, mud pan, and other options are also available. Call us for more information.

Mud Pans

- Aluminum 100 gal. Mud Pan
- Steel 40 gal. Mud Pan




4-Speed Rotary Head



Automatic Drop Hammer, 140 lbs.



Dual Winch Kit and Extension



7-inch Breakout Kit



5-foot Hydraulic Extruder

Videos, Photos, Specifications, Resources
geoprobe.com/7822dt

